

C5 4 SERIES INSULATION ARMOUR™ PLUS HOT OR COLD FOOD TRANSPORT CABINETS

TABLE OF CONTENTS

Safety Information	2
Identify Your Cabinet	2
Product Details.....	3
Installation and Setup.....	3
Reversing the Door Hinging	5
Care and Maintenance.....	8
Replacement Parts.....	8
Warranty.....	10



C5 4 Series Insulation Armour™ Plus Hot or Cold Food Transport Cabinets

SAFETY INFORMATION



WARNING

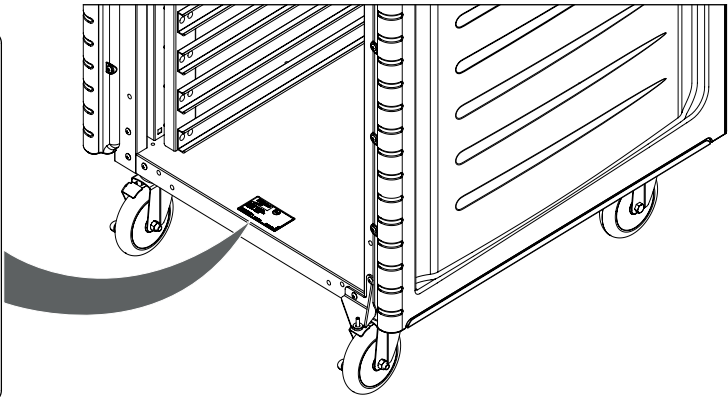
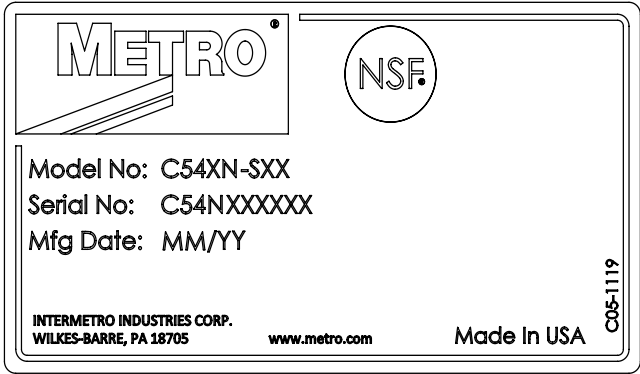
This cabinet is designed for hot and cold food holding applications.



WARNING

C5 4 Series transport cabinet (Polymer Insulation Armour panels on the sides, top and rear) must not be placed next to char boilers. Allow 18" (46cm) between Insulation Armour and any cooking equipment. Do not allow hot kitchen equipment whose surfaces exceed 200° F (90° C) to touch the panels.

IDENTIFYING YOUR CABINET



For future reference, note the serial and model number found on the data plate of the cabinet here:

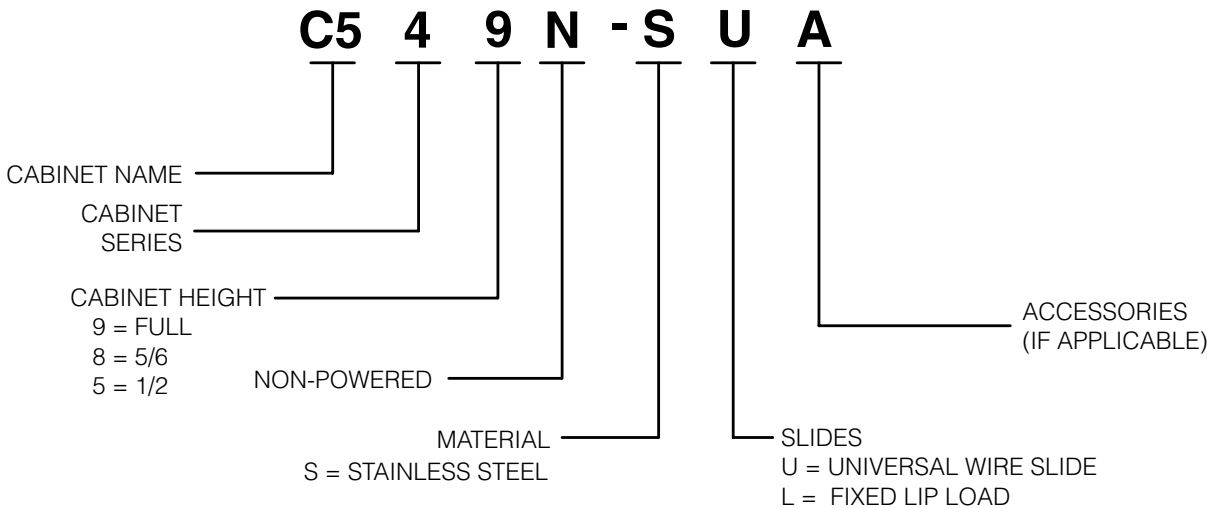
Model number _____

Serial number _____

Date the cabinet was put into service _____

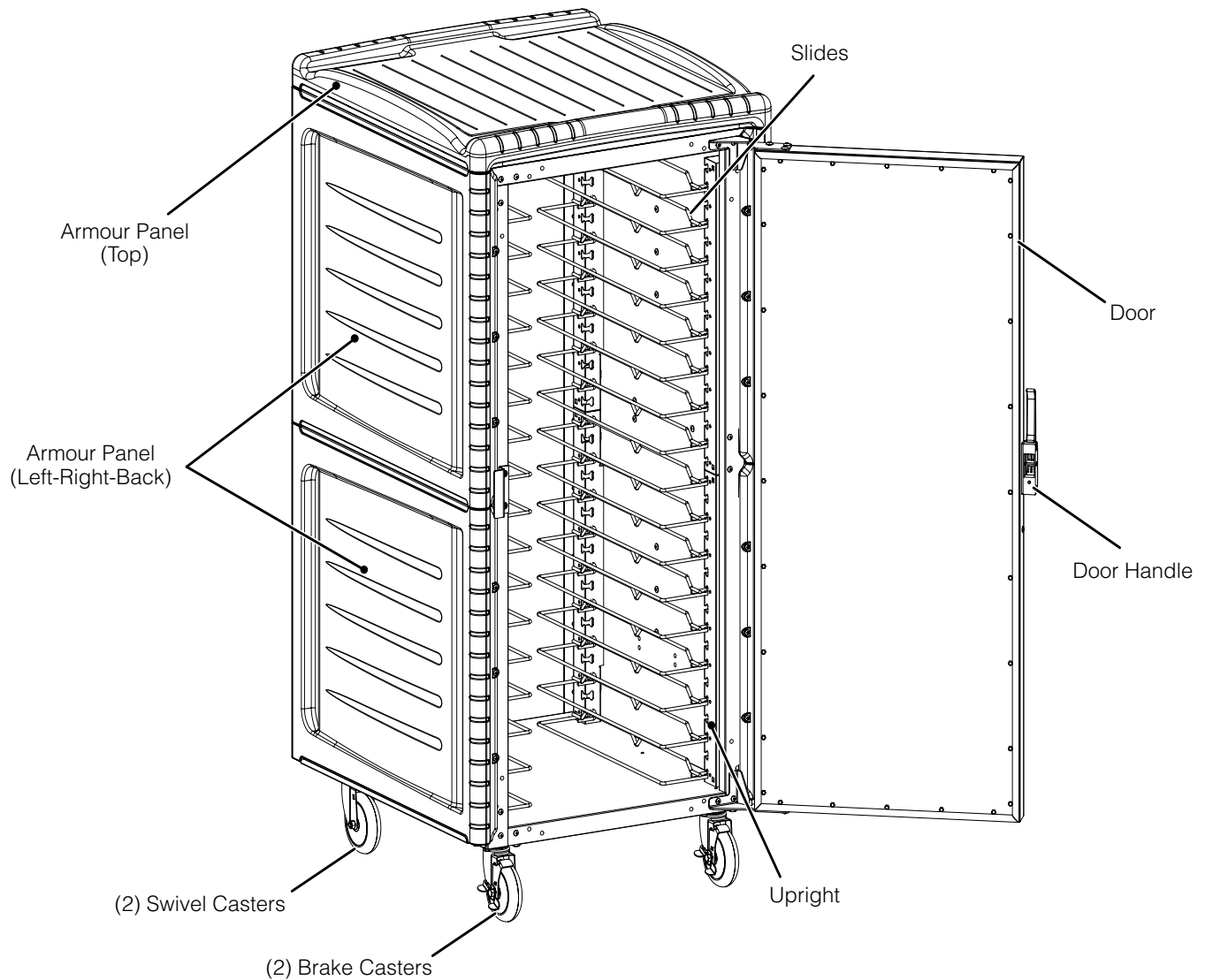
Fill out and return the warranty card located at the back of this manual.

Part Numbering



PRODUCT DETAILS

(FULL HEIGHT CABINET SHOWN)



INSTALLATION AND SETUP

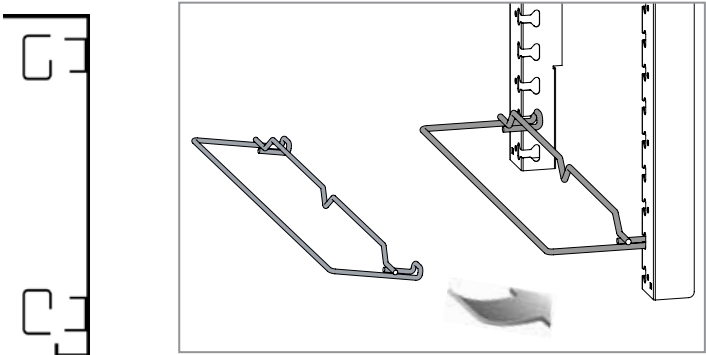
1. Check the packaging and cabinet for shipping damage after unloading the unit, and after removing all the packaging.
2. The receiver of this product is responsible for filing freight damage claims. This equipment must be opened immediately for inspection. All visible damage must be reported to the freight company within 48 hours and must be noted on freight bill at the time of delivery.
3. Concealed damage is your responsibility — you must advise the carrier of any loss or damage within 15 days after receipt of the cabinet. If there is damage, retain the original packaging for inspectors.
4. Remove all packaging material from inside as well as outside of the unit.

C5 4 Series Insulation Armour™ Plus
Hot or Cold Food Transport Cabinets

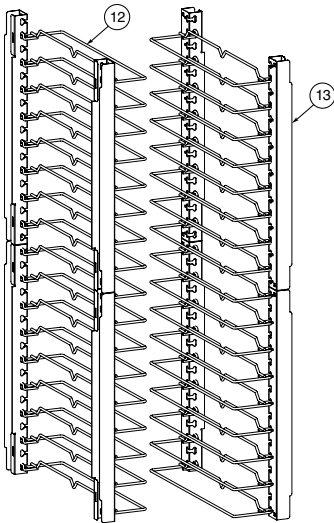
Slide Installation

The universal rack uprights or lip load slides have been installed at the factory.

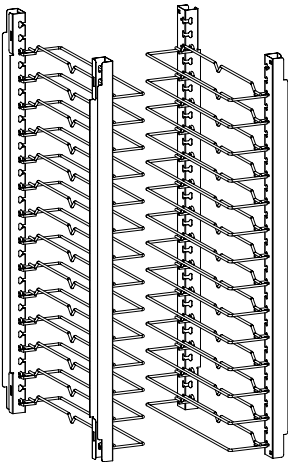
If removed for cleaning, reinstall by hanging them on the rack hangers on the side walls of the cabinet.



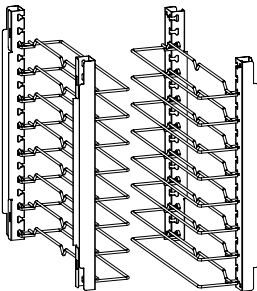
Slide Position to Maximize Universal Slide Pan Capacity when Slides are Spaced on 3" Centers



Complete set of universal slides and uprights for full height cabinet
Part No. RPC54-9-URACK
17 Levels



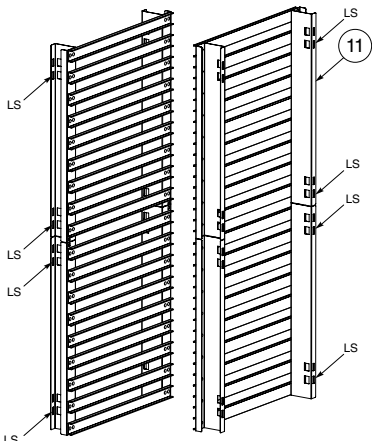
Complete set of universal slides and uprights for 5/6 height cabinet
Part No. RPC54-8-URACK
14 Levels



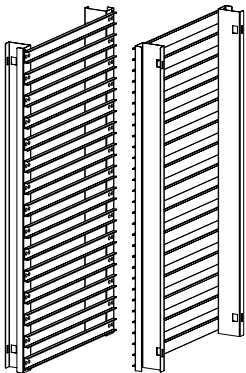
Complete set of universal slides and uprights for 1/2 height cabinet
Part No. RPC54-5-URACK
8 Levels

For additional pairs of wire slides, order C5-USLIDEPR-C for Chrome or C5-USLIDEPR-S for Stainless Steel. To order individual universal uprights only, see item #13.

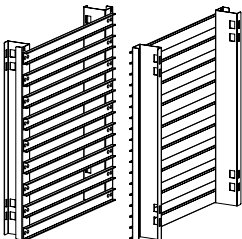
Fixed Lip Load Slide Configurations



Complete set of lip load slides for full height cabinet
Part No. RPC54-9-LRACK



Complete set of lip load slides for 5/6 height cabinet
Part No. RPC54-8-LRACK



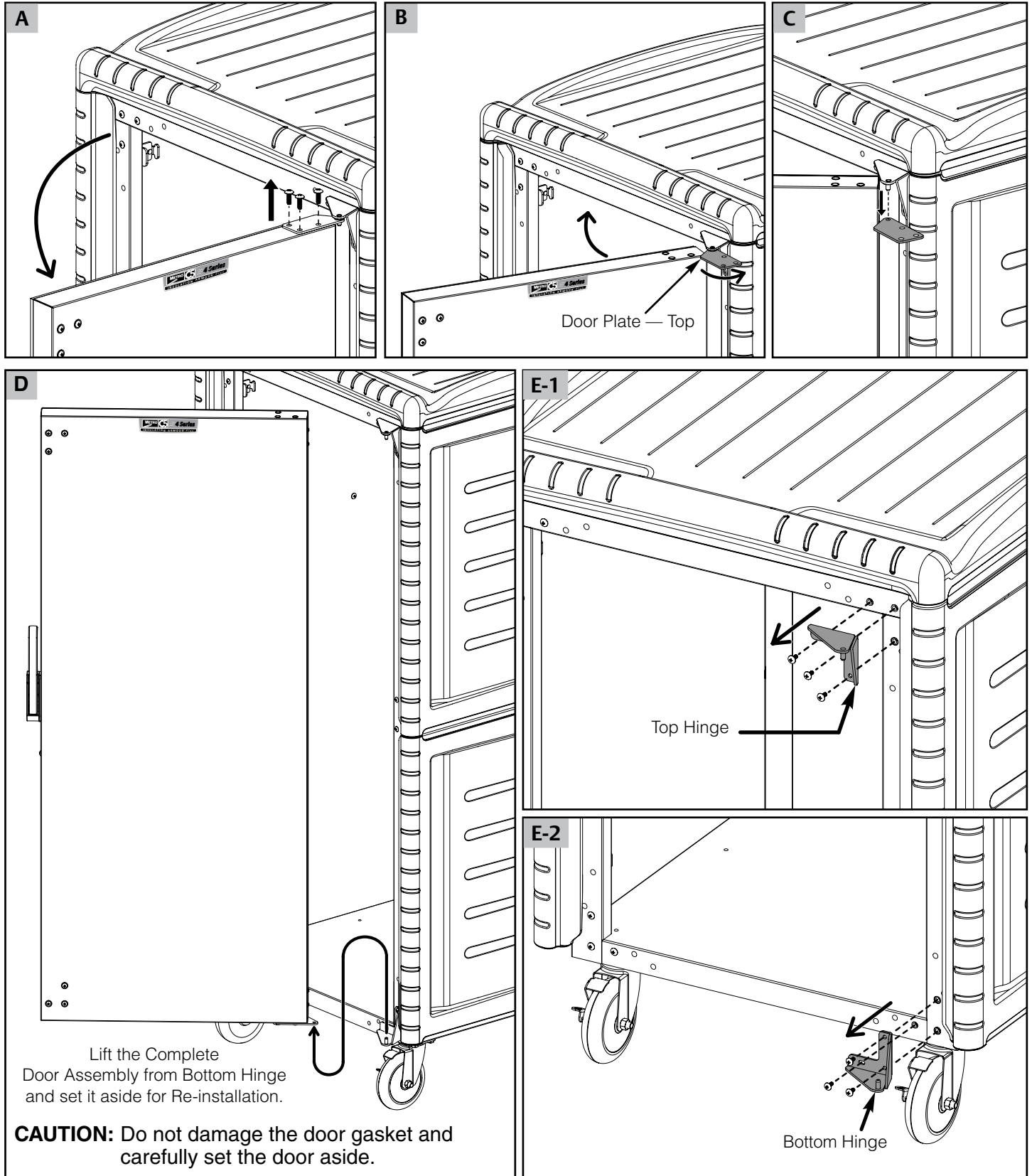
Complete set of lip load slides for 1/2 height cabinet
Part No. RPC54-5-LRACK

NOTE: Full and half height fixed lip load slides have two slots on the uprights, always use lower slot (LS) to install on rack hanger.

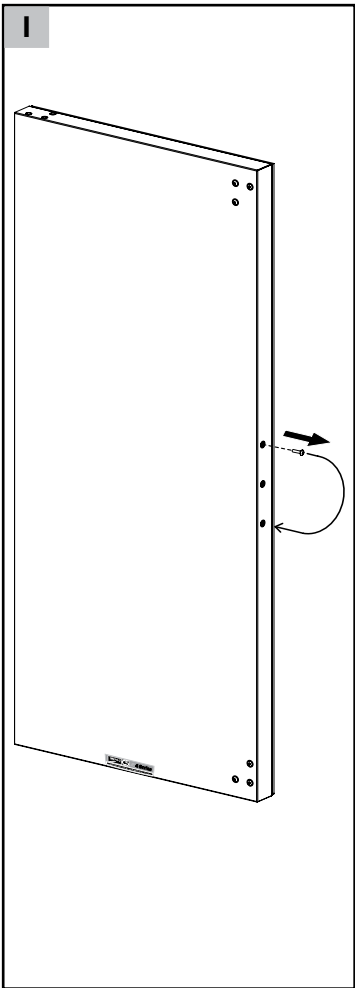
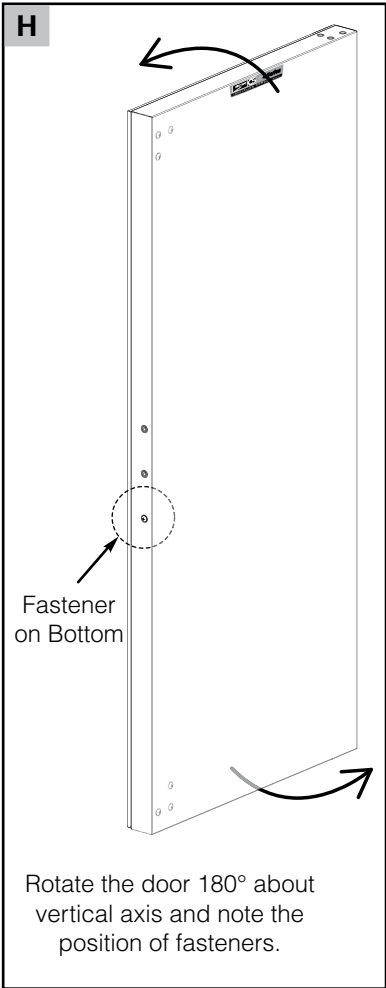
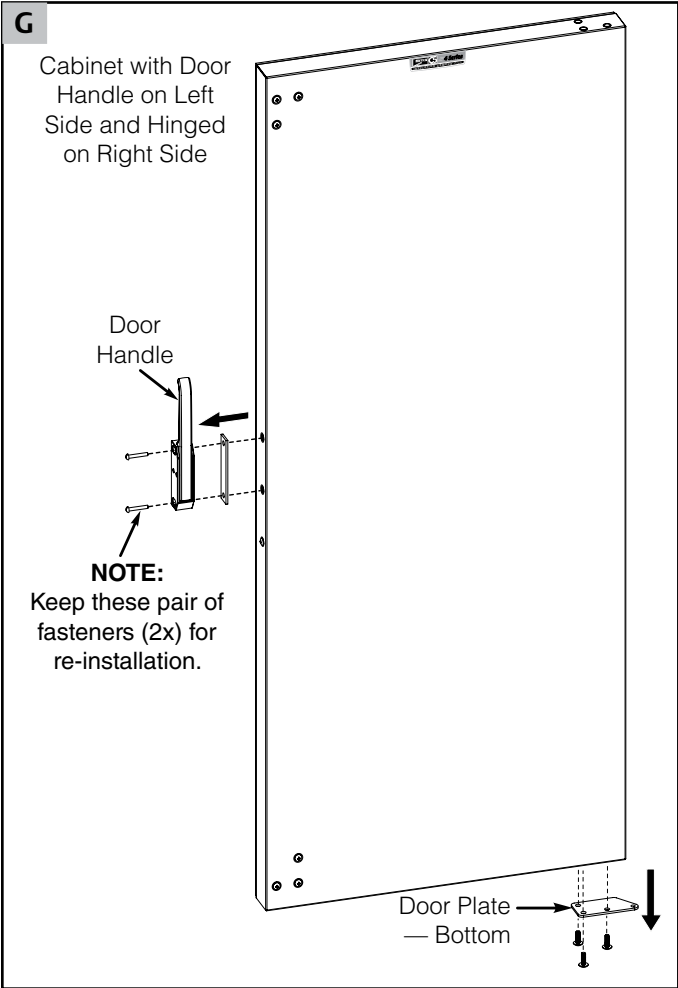
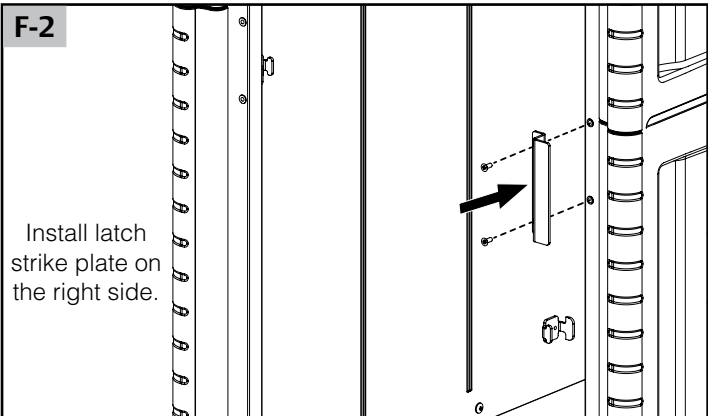
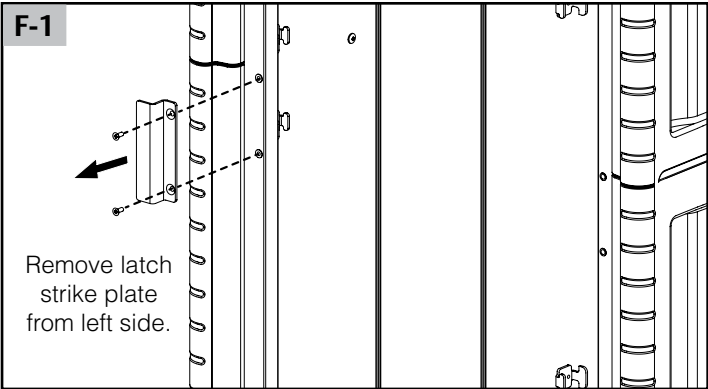
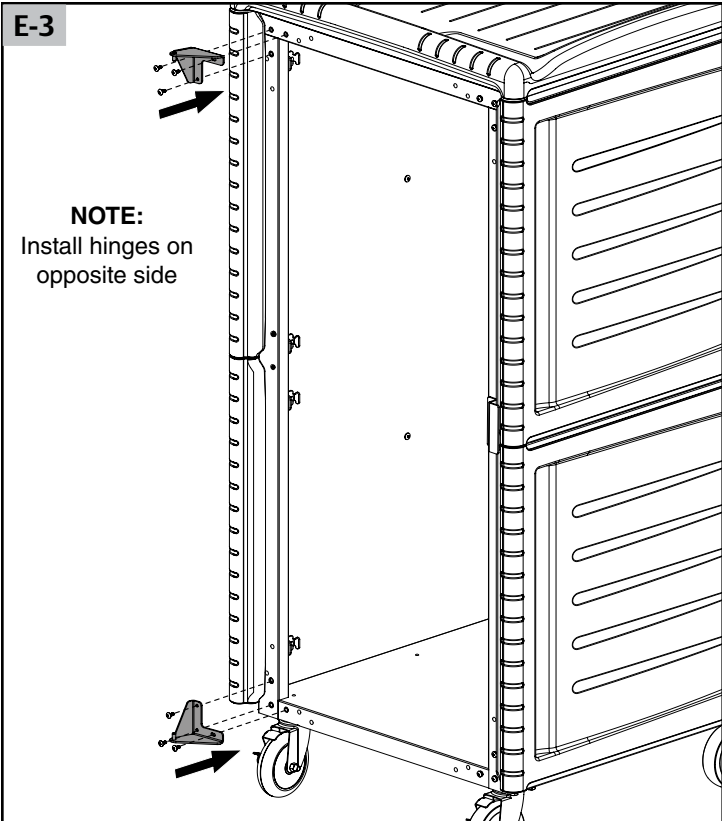
REVERSING THE DOOR HINGING

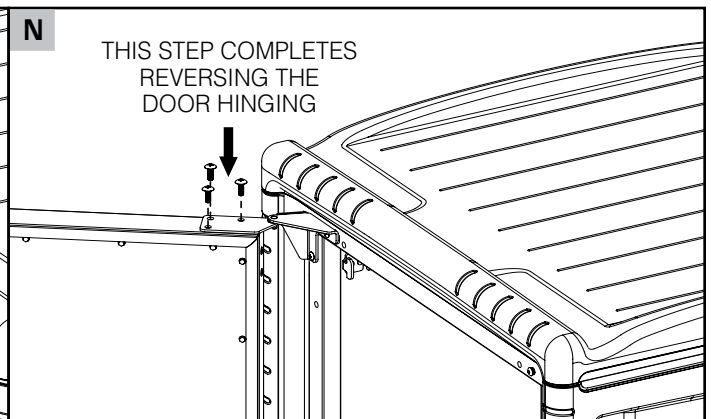
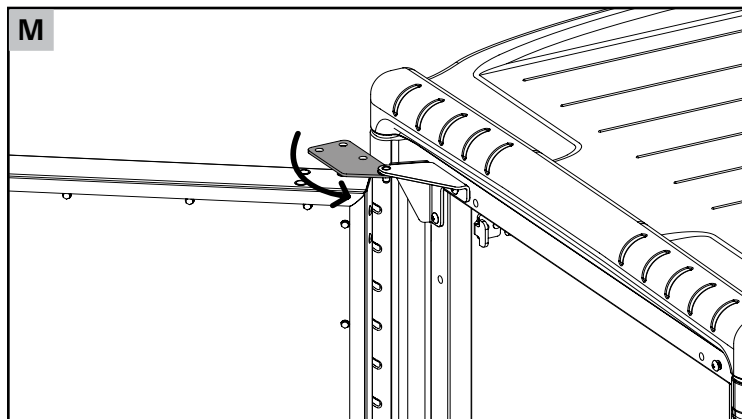
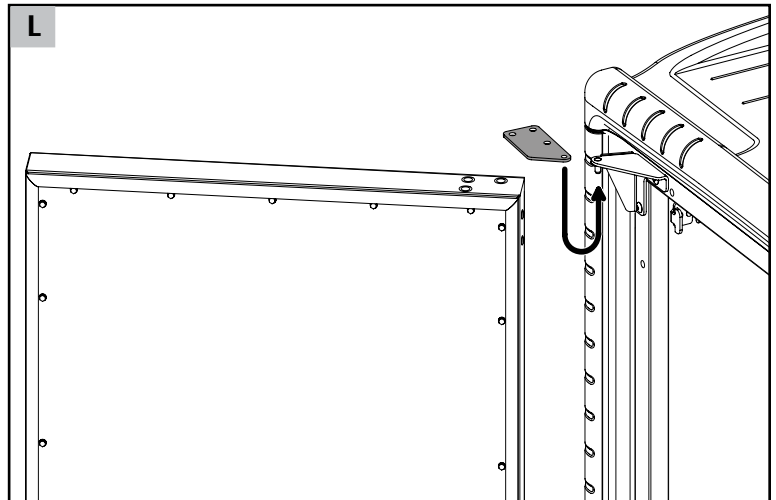
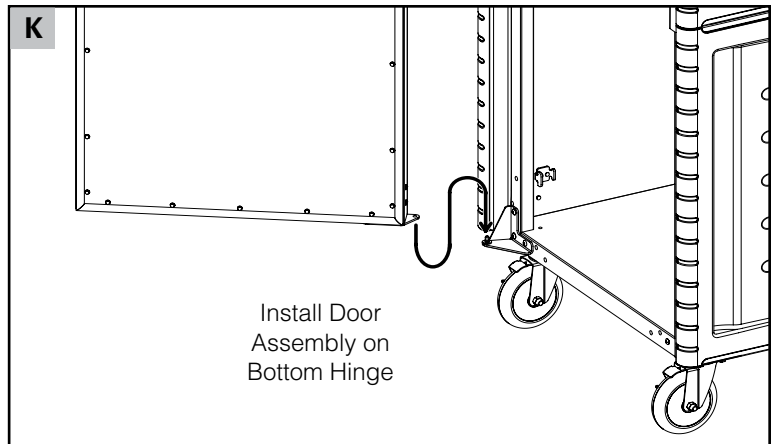
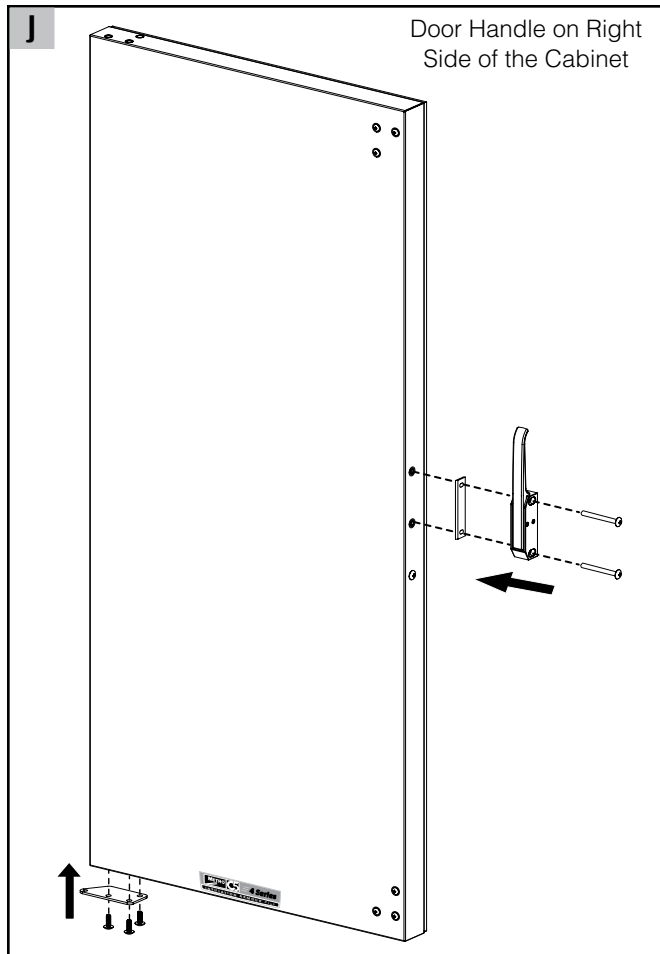
NOTE: Retain all hardware as these are used during door reversal.

The door on your cabinet can be reversed to accommodate a right- or left-hand opening. To reverse, follow the instructions listed below:



C5 4 Series Insulation Armour™ Plus Hot or Cold Food Transport Cabinets





NOTE: Order replacement door label with part #RPC05-1200.

C5 4 Series Insulation Armour™ Plus Hot or Cold Food Transport Cabinets

CARE AND MAINTENANCE

NOTICE

Before proceeding with any maintenance activity strictly follow
“Safety Information” on page 2 of this manual.

Cleaning The Cabinet

WARNING: Do not wash the cabinet with a water jet or high pressure water.

CAUTION: To clean the cabinet, wipe with a damp cloth and dry with a towel. Use only cleaning agents approved for stainless steel.

CAUTION: Do not use cleaners with chlorides or phosphates as they may cause damage to stainless steel.

1. Use cleaners in proper concentrations. Follow the manufacturer's directions for the cleaning product used. The floor of the cabinet may be hosed out with low pressure water. After using any cleaning products, thoroughly rinse all surfaces to remove residue.
2. Use a damp cloth or sponge. Mild soap suitable for stainless steel is acceptable. Dry with a clean towel. Wipe up spills as soon as possible and regularly clean the cabinet to avoid staining and difficult to clean conditions.

NOTICE

Regularly inspect the casters. Tighten loose fasteners and replace worn or damaged parts with new InterMetro approved parts. Replace worn or damaged casters immediately.

Armour Panel Cleaning

Use soft cloth, mild soap water solution to clean lightly-soiled surfaces. Then wipe dry with a clean, soft cloth. For heavily-soiled areas, use a soft brush and solvent or emulsion-based cleaner. Always ensure the cleaner is recommended for use on plastics and follow any special instructions from the manufacturer.

C5 4 SERIES TRANSPORT CABINET REPLACEMENT PARTS

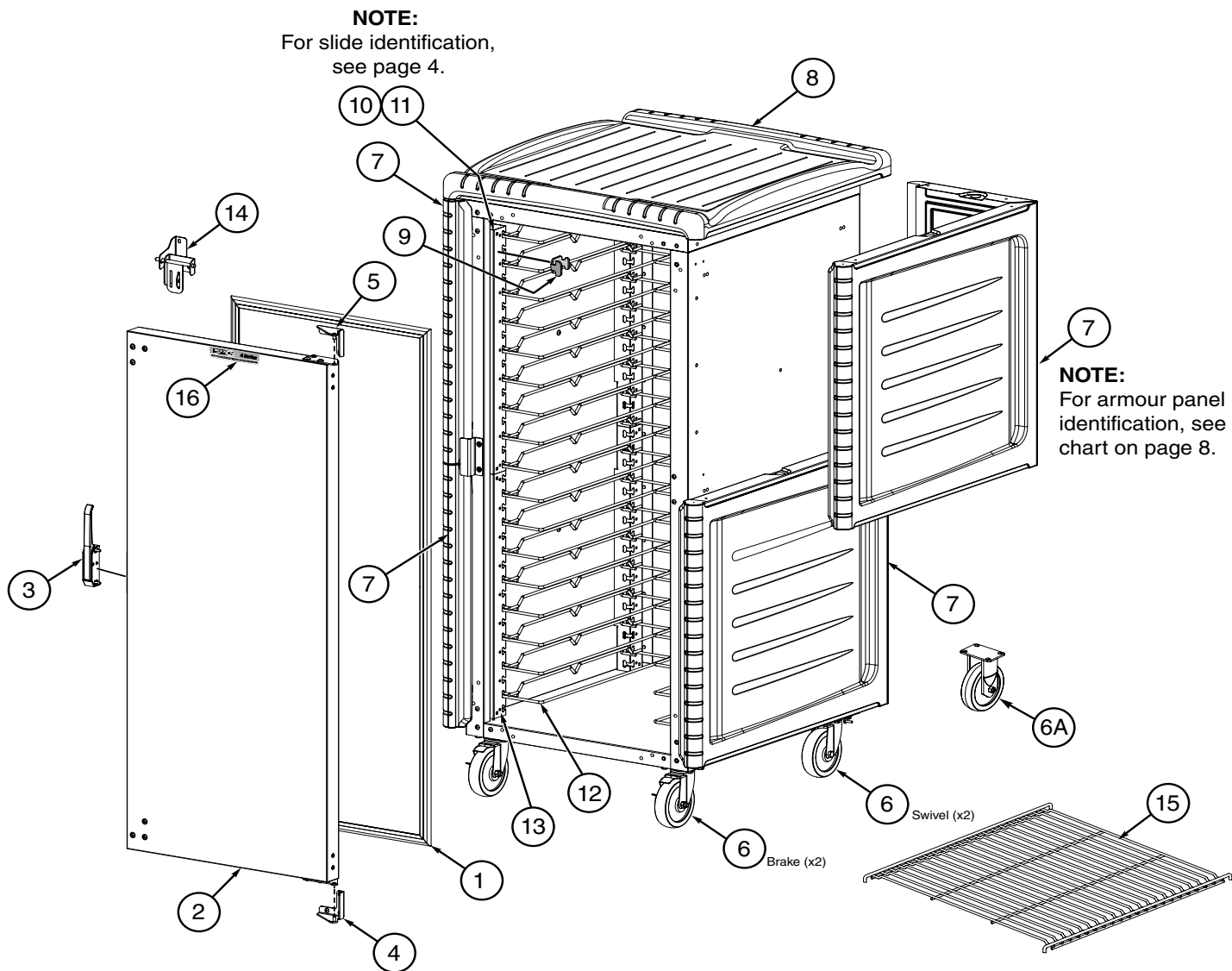
Item#	Replacement Part No.	Description
1	RPC06-1130A	Full Height Door Gasket
	RPC06-1130B	5/6 Height Door Gasket
	RPC06-1130C	1/2 Height and Dutch Door Gasket
2	RPC54-9SFS-DOOR	Solid Full Height Door Assembly
	RPC54-8SFS-DOOR	Solid 5/6 Height Door Assembly
	RPC54-9SDS-BDOOR	Solid 1/2 Height Door Assembly
3	RPC14-118A	Door Latch Flush Handle
4	RPC54-BOTHINGEASY	Bottom Hinge Assembly
5	RPC54-TOPHINGEASY	Top Hinge Assembly
6	B5DN	5" Swivel Caster
	B5DNB	5" Swivel, Brake Caster
	RPQC02-247	6" Swivel Caster
	RPQC02-248	6" Swivel, Brake Caster
6A	B5DNR	5" Rigid Caster
7	RPC54-8-REDPNLF	Armour Panel with Screws (FOR PANEL IDENTIFICATION SEE CHART)
	RPC54-9-REDPNLF	
8	RPC54N-REDTOPF	Armour Top Panel

Item#	Replacement Part No.	Description
9	RPC53-HGRKIT	Replacement Rack Hanger Kit
10	RPC54-9-URACK	Full Height Universal Slide Assembly – 2 pair
	RPC54-8-URACK	5/6 Height Universal Slide Assembly — 1 pair
	RPC54-5-URACK	1/2 Height Universal Slide Assembly – 1 pair
11	RPC54-9-LRACK	Full Height Lip Load Slide Assembly — 2 pair
	RPC54-8-LRACK	5/6 Height Lip Load Slide Assembly — 1 pair
	RPC54-5-LRACK	1/2 Height Lip Load Slide Assembly — 1 pair
12	C5-USLIDEPR-C	Chrome Wire Slide — 1 pair
	C5-USLIDEPR-S	Stainless Steel Wire Slide — 1 pair
13	RPC54-9-UNIVUP	Individual Full Height and 1/2 Height Universal Upright
	RPC54-8-UNIVUP	Individual 5/6 Height Universal Upright
14	RPC54-TRVL	Travel Latch
15	C5-SHELF-S	Wire Shelf (Used with Universal Uprights)
16	RPC05-1200	Door Label

ARMOUR SIDE PANEL IDENTIFICATION

Height	Top Panel	Bottom Panel
Full Height	RPC54-9-REDPNLF	RPC54-9-REDPNLF
5/6 Height	RPC54-8-REDPNLF	RPC54-9-REDPNLF
1/2 Height	—	RPC54-9-REDPNLF

C5 4 Series Transport Cabinet Replacement Parts Diagram



Warranty

WARRANTY, EXCLUSION OF WARRANTIES AND LIMITATION OF LIABILITY.

InterMetro Industries Corporation (hereinafter referred to as "Seller") warrants to the original purchaser that all products in its catalog, or custom products, delivered hereunder will be free from defects in workmanship and material. THE FOREGOING WARRANTY IS EXCLUSIVE AND IN LIEU OF ALL OTHER WARRANTIES, EXPRESS, IMPLIED OR STATUTORY, INCLUDING ANY WARRANTY OF MERCHANTABILITY OR FITNESS FOR A PARTICULAR PURPOSE. This Warranty shall be for a period of one (1) year from the date of shipment from Seller's warehouse or factory. If any product delivered hereunder does not meet the Warranty specified above, providing the product has not been altered in any way by anyone other than Seller's factory-authorized representative, and assuming normal and proper use and maintenance, Seller will, at its option, repair or replace any part or material it determines, upon inspection, to be defective; provided however, that a charge for labor will be made except during a period of one (1) year from the date of original shipment from Seller's warehouse or factory. No product, or part thereof, is to be returned to Seller without prior written approval from Seller's factory. All exchanges and replacement shipments will be F.O.B. Seller's factory. Warranties for equipment or articles not manufactured by the Seller are solely the warranties of the manufacturers thereof and they are hereby assigned to the purchaser without recourse to the Seller.

SELLER'S LIABILITY FOR ANY CLAIM OF ANY KIND, WHETHER BASED ON CONTRACT, NEGLIGENCE OR STRICT LIABILITY IN TORT, AND BY WHOMEVER MADE, FOR ANY DIRECT, INDIRECT, INCIDENTAL OR CONSEQUENTIAL LOSS, DAMAGE OR INJURY, RESULTING TO THE PURCHASER OR ANY THIRD PARTIES, arising out of, connected with or resulting from this Agreement, or from the performance or breach thereof, or from the manufacture, sale, delivery, resale, installation, inspection, repair or use of any product covered by or furnished under this Agreement, WHETHER OR NOT CAUSED BY SELLER'S NEGLIGENCE, SHALL IN ALL EVENTS BE EXCLUSIVELY LIMITED TO THE COST OF CORRECTING DEFECTIVE, DAMAGED OR NON-CONFORMING PARTS OR MATERIAL AS HEREIN PROVIDED, and upon the expiration of one (1) year, all such liability shall terminate.

SELLER DOES NOT AUTHORIZE any person to assume for it any obligations or liabilities greater than or different than those set forth in this Warranty. The terms under which any of Seller's products may be resold must be limited in accordance with this Warranty.

THIS AGREEMENT, and all the rights and obligations arising hereunder, shall be construed in accordance with, and be governed by, the law of the Commonwealth of Pennsylvania, U.S.A.

TO INSURE WARRANTY implementation, return the completed registration card within 15 days of cabinets' receipt to: InterMetro Industries Corp., Wilkes-Barre, PA 18705



InterMetro Industries Corporation
Wilkes-Barre, PA 18705

04/2016

Thank you for purchasing a Metro C5 4 Series Cabinet. We are certain you will be more than satisfied with its quality and performance. Please fill in the warranty information space below so we may register your warranty. Also, so that we may learn more about our customers and hopefully be of continued service in the future, please take a moment to fill in the customer information space below.

Thank you



CUSTOMER INFORMATION

1. Which one of the following best describes your establishment?

- a. ☐ Full-Service Restaurant
- b. ☐ Banquet Hall
- c. ☐ Hotel/Motel
- d. ☐ Hospital/Nursing Home
- e. ☐ College/University
- f. ☐ School
- g. ☐ Employee Feeding
- h. ☐ Other _____

WARRANTY INFORMATION:

Cabinet Model No. _____

Date Purchased _____

Customer Name _____

Address _____

Phone No. _____

For warranty coverage please fill out this card and return it to Metro, or go to www.metro.com/heatedcabinetsupport and select Online Warranty Registration to register electronically.

FOLD HERE — DO NOT DETACH

2. Please indicate the two product benefits / features that were of major interest to you.

- a. ☐ Superior Temperature Retention
- b. ☐ Pan Capacity
- c. ☐ Built-in Handles & Full Body Bumper
- d. ☐ Easy-to-clean Stainless Steel
- e. ☐ Holds Multiple Pan Sizes
- f. ☐ Easy Access Door Latch
- g. ☐ Other _____

3. Main factor that led to your decision to purchase this product?

- a. ☐ Product operating and functional features
- b. ☐ Overall quality
- c. ☐ Price
- d. ☐ Availability
- e. ☐ Other _____

4. Three sources that led to the purchase of his product — in the order of their impact (1 — being most impact; 3 — being least impact).

- a. ☐ Trade Journal Ad
- b. ☐ Trade Show
- c. ☐ Sales Call
- d. ☐ Direct Mail
- e. ☐ Previous Purchase
- f. ☐ Other _____



C5 4 Series Insulation Armour™ Plus
Hot or Cold Food Transport Cabinets




WILKES-BARRE PA 18705-9968
P O BOX A

ATTN: CUSTOMER SERVICE
INTERMETRO INDUSTRIES CORPORATION

POSTAGE WILL BE PAID BY

FIRST-CLASS PERMIT NO. 121 WILKES-BARRE, PA
BUSINESS REPLY MAIL



NO POSTAGE
NECESSARY
IF MAILED
IN THE
UNITED STATES



FOLD HERE — DO NOT DETACH

STAPLE HERE

STAPLE HERE



STAPLE HERE



L01-607 Rev. A 05/2016

US/Can: 1.800.992.1776
Corporate Headquarters (US): 1.570.825.2741
For Inquiries Outside of the U.S. and Canada, Visit www.metro.com/contactus

www.metro.com